



Single Post Supports

- Adjustable or fixed height options
- For 1/2" - 2" copper, steel or PVC
- Nylon, UV inhibited Snap N Strut Clamp
- Freestanding or Structurally Attached

Typically used for Condensate piping



Models Available:

- MT-1-(X)-A8 MS-1-(X)-A20-MWP
- MS-1-(X)-A10 MX-1.375-(X)-SA
- MS-1-(X)-A14

Support for up to 1.5" OD

MT-1V	Price \$15.00	Price w/Pad \$16.00
--------------	------------------	------------------------

Support for 1/4" Sch. 40/80 or 3/8" Copper

	Price	Price w/ Pad (-P)
MT-1-1216-A8	\$19.00	\$20.00
MS-1-1216-A10	\$32.00	\$34.00
MS-1-1216-A14	\$35.00	\$37.00
MS-1-1216-A20-MWP	N/A	\$66.00
MX-1.375-1216-SA	\$144.00	N/A

Support for 1/2" Sch. 40/80 or 3/4" Copper

	Price	Price w/ Pad (-P)
MT-1-2124-A8	\$20.00	\$21.00
MS-1-2124-A10	\$35.00	\$37.00
MS-1-2124-A14	\$38.00	\$40.00
MS-1-2124-A20-MWP	N/A	\$67.00
MX-1.375-2124-SA	\$145.00	N/A

Support for 3/4" Sch. 40/80 or 1" Copper

	Price	Price w/ Pad (-P)
MT-1-2529-A8	\$21.00	\$22.00
MS-1-2529-A10	\$37.00	\$39.00
MS-1-2529-A14	\$39.00	\$41.00
MS-1-2529-A20-MWP	N/A	\$68.00
MX-1.375-2529-SA	\$146.00	N/A

Support for 1" Sch. 40/80

	Price	Price w/ Pad (-P)
MT-1-3034-A8	\$22.00	\$23.00
MS-1-3034-A10	\$38.00	\$40.00
MS-1-3034-A14	\$40.00	\$42.00
MS-1-3034-A20-MWP	N/A	\$69.00
MX-1.375-3034-SA	\$147.00	N/A

Support for 1-1/4" Copper

	Price	Price w/ Pad (-P)
MT-1-3538-A8	\$23.00	\$24.00
MS-1-3538-A10	\$39.00	\$41.00
MS-1-3538-A14	\$41.00	\$43.00
MS-1-3538-A20-MWP	N/A	\$70.00
MX-1.375-3538-SA	\$148.00	N/A

Support for 1 1/4" Sch. 40/80 or 1 1/2" Copper

	Price	Price w/ Pad (-P)
MT-1-4044-A8	\$24.00	\$25.00
MS-1-4044-A10	\$40.00	\$42.00
MS-1-4044-A14	\$42.00	\$44.00
MS-1-4044-A20-MWP	N/A	\$71.00
MX-1.375-4044-SA	\$149.00	N/A

Support for 1 1/2" Sch. 40/80 or 2" Copper

	Price	Price w/ Pad (-P)
MT-1-4854-A8	\$25.00	\$26.00
MS-1-4854-A10	\$41.00	\$43.00
MS-1-4854-A14	\$43.00	\$45.00
MS-1-4854-A20-MWP	N/A	\$72.00
MX-1.375-4854-SA	\$150.00	N/A

Support for 2" Sch. 40/80

	Price	Price w/ Pad (-P)
MT-1-5663-A8	\$26.00	\$27.00
MS-1-5663-A10	\$42.00	\$44.00
MS-1-5663-A14	\$44.00	\$46.00
MS-1-5663-A20-MWP	N/A	\$73.00
MX-1.375-5663-SA	\$76.00	N/A

	Fixed 4"	4" - 8"	6" - 10"	10" - 14"	14" - 20"
Vertical Adjustment					
Maximum Load	75	75	75	75	75
Foot Print	34.5	34.5	54	54	54
Optional Walk Pad	MWP1010	MWP1010	MWP1212	MWP1212	MWP1212

**Stainless Steel Clamps w/ Rubber Grommets are available for a limited time only

5/8, 7/8, 1 1/8

Weight limits are based on contact area to roof surface with a maximum load per square inch of 3lbs. Where installation exceeds 12" refer to MAPA Products "Recommended Installation Guidelines".









Strut Supports

Typically used for Conduit and Refrigeration Lines

- Aluminum Strut resists corrosion
- Stainless Steel Hardware
- Fixed and Adjustable height models
- Strut Width from 6" - 20"
- Free Standing and Structurally Attached
- Optional neoprene pad adhered to base



	Price	Pad (-P)	Inches	Max Load	lbs	SqIn .	Walk Pad	
Aluminum A-Strut Series								
	MA-6SF4	\$13.00	\$14.25	5X6	90	30	MWP1010	
	MA-8SF4	\$17.00	\$19.00	5X8	120	40	MWP914	
	MA-10SF4	\$23.00	\$24.00	5X10	150	50	MWP914	
	MA-12SF4	\$26.00	\$28.25	5X12	180	60	MWP1016	
Nylon Based Strut Supports								
	MT-8SF4	\$22.00	\$24.00	5X8	120	40	MWP812	
	MT-8SA6	\$25.00	\$27.00	5X8	120	40	MWP812	
<i>Note: 3/8" SS ATR, Available in 12" & 14" heights; add \$3.00 p/ 2" Height increase</i>								
	MS-10SA8	\$28.00	\$30.00	5X10	150	50	MWP914	
	MS-10SA10	\$39.00	\$41.00	5X10	150	50	MWP914	
	MS-10SA14	\$43.00	\$45.00	5X10	150	50	MWP914	
	<i>Note: 1/2" SS ATR, Available in 12" & 14" heights; add \$4.00 p/ 2" Height increase</i>							
	MS-12SA8	\$43.00	\$46.00	6X12	216	72	MWP1016	
	MS-12SA10	\$51.00	\$55.00	6X12	216	72	MWP1016	
	MS-12SA14	\$65.00	\$65.00	6X12	216	72	MWP1016	
Heavy Duty Stainless Steel								
		Price	Pad (-P)	Inches	Max Load	lbs	SqIn .	Walk Pad
	MX-18SA6	\$142.00	NA	8X18	432	144	MWP1222	
	MX-18SA18	\$156.00	NA	8X18	432	144	MWP1222	
	MX-20SA6	\$160.00	NA	8X20	480	160	MWP1224	
	MX-20SA18	\$182.00	NA	8X20	480	160	MWP1224	
Curb Series - Structurally Attached								
		Price	Pad (-P)	Inches	Max Load	lbs	SqIn .	Walk Pad
	MX-14SA9-SA	\$315.00	NA	6X14	250	84	NA	
Bridging Systems								
		Price					Optional 1/2" Walk Pad	
	MAPA 2' Bridge	\$84.00					MWP1212	
	MAPA 2' Bridge w/ Pad	\$88.00					NA	
	MAPA 3' Bridge	\$105.00					MWP1212	
	MAPA 3' Bridge w/ Pad	\$109.00					NA	
	MAPA 6' Bridge	\$184.00					MWP1212	
	MAPA 6' Bridge w/ Pad	\$197.00					NA	

Optional Snap N Strut Clamps for securing the pipe to the support are available. Refer to page 8 for pricing.

Weight limits are based on contact area to roof surface with a maximum load per square inch of 3lbs. Where installation exceeds 12" refer to MAPA Products "Recommended Installation Guidelines".

Roller Supports

Typically used for Gas & Mechanical Piping

- Accommodates expansion and contraction
- Fixed and Adjustable height models
- Optional neoprene pad adhered to base
- Rubber Roller with nylon bushing assembly and stainless steel shaft and hardware
- Freestanding or Structurally Attached



Nylon Based Roller Supports

see page 8-9 for pricing on optional accessories

		Price	Pad (-P)	Inches	Max Load	lbs	SqIn .	Pipe Strap	1/2" Walk
	MT-2RF4	\$24.00	\$26.00	5X8	120		40	MPS-11	MWP812
	MT-2RA6	\$26.00	\$28.00	5X8	120		40	MPS-11	MWP812
<i>Note: 3/8" SS ATR, Available in 12" & 14" heights; add \$3.00 p/ 2" Height increase</i>									
	MS-3RA8	\$37.00	\$39.00	5X10	150		50	MPS-14	MWP914
	MS-4RA8	\$45.00	\$47.00	5X10	150		50	MPS-14	MWP914
	MS-3RA10	\$28.00	\$30.00	5X10	150		50	MPS-14	MWP914
	MS-4RA10	\$48.00	\$50.00	5X10	150		50	MPS-14	MWP914
<i>Note: 1/2" SS ATR, Available in 12" & 14" heights; add \$4.00 p/ 2" Height increase</i>									
	MS-5RA8	\$61.00	\$64.00	6X12	216		72	MPS-17	MWP1016
	MS-5RA10	\$65.00	\$69.00	6X12	216		72	MPS-17	MWP1016

Stainless Steel Adjustable

Available in HD 5/8" ATR and Heights up to 18". Call for pricing.

		Price	Pad (-P)	Inches	Max Load	lbs	SqIn .	Pipe Strap	1/2" Walk
	MX-6RA6	\$136.00	NA	14X6	250		84	MPS-20	MWP1018
	MX-6RA14	\$148.00	NA	14X6	250		84	MPS-20	MWP1018

Curb Series - Structurally Attached

		Price	Pad (-P)	Inches	Max Load	lbs	SqIn .	Pipe Strap	1/2" Walk
	MX-5RA9-SA	\$329.00	NA	14X6	250		84	MPS-17	NA


Weight limits are based on contact area to roof surface with a maximum load per square inch of 3lbs. Where installation exceeds 12" refer to MAPA Products "Recommended Installation Guidelines".

Trapeze / Bridging Systems / Equipment Supports:

- Heavy Duty Platform
- Sold as a base only or complete with all components
- Master Bases are 304-grade stainless steel
- Notched corners to prevent water retention, Rolled edges to prevent roof damage
- Used for heavy-duty trapeze/bridge supports, equipment and crossover/walkways
- Optional rubber walk pad
- Freestanding or structurally attached




Master Base for Gas, Mechanical & Duct Trapeze Systems

	Price
 MCB-624	\$72.00
MB-815	\$112.00
MB-1416	\$143.00
MB-2020	\$190.00


Bases for Equipment Platforms, Walkways & Crossover Systems

	Price
 MB-1010	\$126.00
MB-1616	\$196.00

Curb Style Master Base

	Price
 MB-146C-SA	\$280.00
Add extended height 3" platform	\$64.00


Fixed Height or Adjustable Equipment Supports
(X) Available with Corner or Side bracket

	Price
 MB-1010-(X):18	\$267.00
MB-1010-(X):24	\$275.00
MB-1010-(X):36	\$305.00
MB-1616-(X):18	\$341.00
MB-1616-(X):24	\$347.00
MB-1616-(X):36	\$373.00

New Product - Big Roller Pipe Support

	Price
 MC-R2432	\$418.00
Fully Assembled, designed for Large Diameter piping that will allow for thermal expansion and contraction. Included spacers prevent lateral movement. Adjustable factor of 12".	

Corner Mounted Equipment Support

	Price
 MS-1C	\$35.00
MS-1C-P	\$37.00

What is the support supporting?	What is the service of the item being supported?	What is the Size of the item being supported?	What is the Insulation thickness, if any?	What are the quantities of items being supported by each support?	What type of support is needed?
What is the acceptable Support Composition?	What is the necessary vertical clearance?	What is the configuration of system? Adjacent/Stacked	Is the support Free Standing or Structurally Attached?		

Contact Manufacturer for complete quotation and submittal package.

Standard Free Standing Non Penetrating Master Base Trapeze Supports for Duct, Gas & Hydronic Piping.

Model #		Size	Clearance	Base Size	Max Wt	Price
MDS-40-38-12-2MB815	Duct Support	32" W X 24" H	12"	MB-815-SS	500 lbs	\$600.00
MTS-24-34-12-1/4CH-2MB815	Trapeze Support	4"	12"	MB-815-SS	500 lbs	\$585.00
MTS-26-38-12-1/6CH-2MB815	Trapeze Support	6"	12"	MB-815-SS	500 lbs	\$625.00
MTS-28-40-12-1/8CH-2MB815	Trapeze Support	8"	12"	MB-815-SS	500 lbs	\$675.00
MTS-28-34-12-2/4CH-2MB815	Trapeze Support	2 - 4"	12"	MB-815-SS	500 lbs	\$675.00
MTS-32-38-12-2/6CH-2MB1416	Trapeze Support	2 - 6"	12"	MB-1416-SS	1000lbs	\$850.00
MTS-38-42-12-2/8CH-DS-2MB1416	Trapeze Support	2 - 8"	12"	MB-1416-SS	1000lbs	\$950.00

Weight limits are based on contact area to roof surface with a maximum load per square inch of 3lbs. Where installation exceeds 12" refer to MAPA Products "Recommended Installation Guidelines".

Plumbing Pedestals

- Black painted cast aluminum Weather-Guard Dome Handle
- Available with Steel Grey Powder Coat finish or Grade 304 stainless steel shroud w/ seamlessly welded flange
- 3/4" inlet / Max. 125 psi / 3/4" Male Hose Fitting with Built-in Vacuum Breaker
- Stainless steel operating rod and reservoir
- D Series - 3/4" Supply Input, Evacuates to open drain
- Yard Style - For use in landscapes where the upper and lower flanges are omitted and replaced with an anchoring collar




	Stainless Steel (SS)	Powder Coated
MPH-24-FP-24/9	\$1,725.00	\$1,475.00
MPH-24-D -24/9	\$1,600.00	\$1,365.00



Options Available:

	Suffix	Adder
Deck Cap	D	\$318.00
Extended Shroud above or below roof flange (6" increments, maximum total length 6')	xx/yy	\$85.00
Yard Style (only available with "FP" Series)	<i>Contact factory for pricing</i>	

Expansion Tank Cages



MXC-8	MXC-11
2.0 Gallon Expansion Tank	4.0 Gallon Expansion Tank
\$45.00	\$64.00

Electrical Pedestals

- Eliminates multiple penetrations for electrical connections to rooftop equipment
- Watertight, stainless steel shroud installs with integral stainless steel flashing flange or optional deck cap
- Installed through roof penetration and secured with an under-deck anchoring system to prevent movement within the penetration
- Optional Pedestal Assemblies: Disconnects, Starter/ Disconnects/Utility Lighting and Electrical Outlet
- Pedestals furnished completely assembled with Safety Switch and wiring leads



Utility Pedestals

	Unit Price
MPX-2-36/12 Utility Pedestal 2" - Less Disconnect	\$651.00
MPX-20G-36/12 Utility Pedestal w/ GFCI	\$737.00
MPX-20GL-36/12 Utility Pedestal w/ GFCI and Light Array	\$1,206.00
MPX-20GLS-36/12 Utility Pedestal w/ GFCI, Light Array and Switch	\$1,228.00
MPX-20L-36/12 Utility Pedestal w/ Light Array	\$1,005.00
MPX-20LS-36/12 Utility Pedestal w/ Light Array and Switch	\$1,029.00

Options Available:

	Suffix	Adder
Deck Cap	D	\$293.00
Extended Shroud above or below roof flange (6" increments, maximum total length 6')	xx/yy	\$55.00

Pedestal - Less Disconnect

	Unit Price
MPX-4:36/12	\$956.00

(available options - Deck Cap, Extended Shroud based on 30 amp)

Electrical Pedestal Disconnects

destal w/ Square D Disconnects

240vac - fused, 2 bladed/ 2 fuse holders / 2 wire

MPD-30:36/12	\$1,716.00
MPD-30-2X:42/12	\$2,309.00
MPD-60-2X:42/12	\$3,167.00
MPD-100-2X:48/12	\$2,898.00

600vac - fused, 3 bladed/ 3 fuse holders / 3 wire

MPD-30-3Z:42/12	\$3,501.00
MPD-60-3Z:42/12	\$3,616.00
MPD-100-3Z:48/12	\$4,970.00

240vac - non-fused, 2 bladed/ 2 fuse holders / 2 wire

MPD-30-2X-NF:42/12	\$2,379.00
MPD-60-2X-NF:42/12	\$3,250.00
MPD-100-2X-NF:48/12	\$3,035.00

600vac - non-fused, 3 bladed/ 3 fuse holders / 3 wire

MPD-30-3Z-NF:42/12	\$2,937.00
MPD-60-3Z-NF:42/12	\$3,783.00
MPD-100-3Z-NF:48/12	\$3,997.00

Pedestal w/ Eaton Disconnects

240vac - fused, 2 bladed/ 2 fuse holders / 2 wire

MPDE-30:36/12	\$1,697.00
MPDE-30-2X:42/12	\$2,205.00
MPDE-60-2X:42/12	\$3,282.00
MPDE-100-2X:48/12	\$2,898.00

600vac - fused, 3 bladed/ 3 fuse holders / 3 wire

MPDE-30-3Z:42/12	\$3,413.00
MPDE-60-3Z:42/12	\$3,420.00
MPDE-100-3Z:48/12	\$4,541.00

240vac - non-fused, 2 bladed/ 2 fuse holders / 2 wire

MPDE-30-2X-NF:42/12	\$2,200.00
MPDE-60-2X-NF:42/12	\$2,115.00
MPDE-100-2X-NF:48/12	\$3,035.00

600vac - non-fused, 3 bladed/ 3 fuse holders / 3 wire

MPDE-30-3Z-NF:42/12	\$2,937.00
MPDE-60-3Z-NF:42/12	\$3,738.00
MPD-100-3Z-NF:48/12	\$3,733.00



Electrical Pedestals Continued

Options Available: add to base price		Suffix	Price		
GFCI - Heavy Duty Commercial Receptacle w/ In Use Cover		G			\$334.00
Lightning Surge Arrestor (3 Wire)		A			\$323.00
Control Port		P			\$204.00
MX-1.500-SA (priced p/each - 2 required per pedestal)					\$11.25
45 ° Fixed Bracket w/ Hardware (priced p/each - 4 required per pedestal)					\$91.00
Structurally Attached Mounting Kit		SAPD			\$134.00
Options available based on Amperage					
Upper Deck Cap		Suffix	30amp	60amp	100amp
Upper Deck Cap		D	\$319.00	\$324.00	\$332.00
5' Termination Cable - Liquid tight flex conduit (3 Wire w/ Ground)		5C	\$192.00	\$278.00	\$445.00
10' Termination Cable - Liquid tight flex conduit (3 Wire w/ Ground)		10C	\$236.00	\$363.00	\$631.00
Additional Flex Conduit for Line Below Roof		BRC	\$75.00	\$105.00	NA
Extended lengths for above or below roofline - 6"		xx/yy	\$87.00	\$104.00	\$131.00
Add Square D Neutral Bar Assembly		2X - 3X 3Z - 4Z	\$136.00	\$188.00	N/A
Add Eaton Neutral Bar Assembly		2X - 3X 3Z - 4Z	\$144.00	\$285.00	N/A

Square D Starter-Disconnects		Eaton Starter-Disconnects	
Pedestal Starter-C Single Speed, 240V, Fused, Nema 3R Enclosures, W/O Panel Switch			
MPSD-30-R:52/12	\$5,801.00	MPSDE-30-R:52/12	\$6,061.00
MPSD-60-R:52/12	\$8,776.00	MPSDE-60-R:52/12	\$9,095.00
Single Speed, 240V, Non-Fused, Nema 3R Enclosures, W/O Panel Switch			
MPSD-30-R-NF:52/12	\$6,006.00	MPSDE-30-R-NF:52/12	\$9,308.00
MPSD-60-R-NF:52/12	\$6,974.00	MPSDE-60-R-NF:52/12	\$9,308.00
Single Speed, 240V, Fused, Nema 3R Enclosures, W/ Panel Switch			
MPSD-30-R-S:52/12	\$7,255.00	MPSDE-30-R-S:52/12	\$7,050.00
MPSD-60-R-S:52/12	\$9,436.00	MPSDE-60-R-S:52/12	\$9,555.00
Single Speed, 240V, Non-Fused, Nema 3R Enclosures, W/O Panel Switch			
MPSD-30-R-S-NF:52/12	\$8,617.00	MPSDE-30-R-S-NF:52/12	\$8,128.00
MPSD-60-R-S-NF:52/12	\$9,681.00	MPSDE-60-R-S-NF:52/12	\$9,308.00
Two Speed, 240V, Fused, Nema 3R Enclosures, W/ Panel Switch			
MPSD2-30-R-S:52/12	\$14,490.00	MPSDE2-30-R-S:52/12	\$14,400.00
MPSD2-60-R-S:52/12	\$20,426.00	MPSDE2-60-R-S:52/12	\$21,542.00

Options Available: add to base price		Suffix	Price	
GFCI - Heavy Duty Commercial Receptacle w/ In Use Cover		G		\$334.00
Lightning Sure Arrestor (3 Wire)		A		\$324.00
MX-1.500-SA (priced p/each - 2 required per pedestal)				\$64.00
45° Fixed Bracket w/ Hardware (priced p/each - 4 required per pedestal)				\$91.00
Structurally Attached Mounting Kit		SAPD		\$134.00
Options available based on Amperage				
Upper Deck Cap		Suffix	30amp	60amp
Upper Deck Cap		D	\$319.00	\$324.00
5' Termination Cable - Liquid tight flex conduit (3 Wire w/ Ground)		5C	\$192.00	\$278.00
5' Termination Cable - Liquid tight flex conduit (6 Wire w/ Ground)		5C6	\$191.00	\$278.00
10' Termination Cable - Liquid tight flex conduit (3 Wire w/ Ground)		10C	\$236.00	\$363.00
10' Termination Cable - Liquid tight flex conduit (6 Wire w/ Ground)		10C6	\$377.00	\$509.00
Additional Flex Conduit for Line Below Roof			\$75.00	\$105.00
Extended lengths for above or below roofline - 6" increrr		xx/yy	\$13.00	\$104.00
Add Square D Neutral Bar Assembly		2X - 3X 3Z - 4Z	\$136.00	\$188.00
Add Eaton Neutral Bar Assembly		2X - 3X 3Z - 4Z	\$144.00	\$285.00



Support Accessories



Part Number		Unit Price
00941	5/8 SS Clamps w/ Rubber Grommet	\$3.00
00942	7/8 SS Clamp w/ Rubber Grommet	\$3.00
00943	1 1/8 SS Clamp w/ Rubber Grommet	\$3.00

SS Clamp w/ Rubber Grommet, Removable EPDM grommet allows clamp to accommodate increased pipe size; Available for a limited time only.

Snap-N-Strut Clamps-UL listed nylon clamps for strut applications/threaded for 3/8" ATR. Price is



Part Number	Clamp Size	Unit Price	Part Number	Clamp Size	Unit Price
00958	12-16	\$9.00	58153	40-44	\$12.50
00959	17-20	\$9.00	58154	48-54	\$13.75
58150	21-24	\$9.00	58155	56-63	\$16.25
58151	25-29	\$11.25	00968	66-76	\$17.25
58152	30-34	\$11.25	00969	79-93	\$25.00
00964	35-38	\$12.50	00970	101-115	\$36.00
3/8 Threaded Strut Nut		\$4.50			



Adjustable Assemblies-Nylon SNS Clamp on 3/8" ATR w/ strut nut for use with strut and bridging systems. Available 5" or 9" Height.	5" Adj Height	Unit Price	9" Adj Height	Unit Price
	MS-AA5-1216	\$11.25	MS-AA9-1216	\$16.00
	MS-AA5-2124	\$11.25	MS-AA9-2124	\$16.00
	MS-AA5-2529	\$13.00	MS-AA9-2529	\$17.50
	MS-AA5-3034	\$13.00	MS-AA9-3034	\$17.50
Price is p/unit, Package quantities of 10 Pieces.	MS-AA5-3538	\$13.50	MS-AA9-3538	\$18.00
Without Strut Nut deduct 1.00 per Unit.	MS-AA5-4044	\$14.00	MS-AA9-4044	\$18.50
	MS-AA5-4854	\$14.75	MS-AA9-4854	\$19.25

Adjustable Roller Assemblies used with Bridging Systems

		Unit Price
MS-3-A5	3" Adj Roller Assembly W/ 5" SS ATR	\$23.00
MS-5-A5	5" Adj Roller Assembly W/5" SS ATR	\$28.00



Fixed Height Roller Assemblies used with Bridging Systems

		Unit Price
MS-5-FH	5" Fixed Height Roller Assembly	\$64.00



Stainless Steel Pipe Strap



Model	Dimensions	Description	Unit Price
MPS-7	1/2" x 7"	For use with MT-1V	\$3.00
MPS-11	3/4" x 11"	For use with MT-2RA6	\$4.00
MPS-14	1" x 14"	For use with MS-3 and MS-4 series.	\$9.00
MPS-17	1 1/4" x 17"	For use with MS-5 all series.	\$14.00
MPS-20	1 1/4" x 20"	For use with MX-6 all series.	\$16.00
MPS-26	1 1/4" x 26"	For use with 18" X 8 SS Bases.	\$21.00
MPS-32	1 1/4" x 32"	For use with 20" X 8 SS Bases.	\$26.00

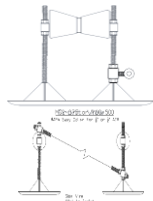


Support Accessori

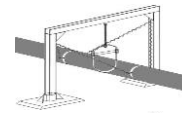


Model	Description	Unit Price
MWP812	For use w/ all supports utilizing: MT Series Strut & Roller Supports	\$11.50
MWP914	For use w/ all supports utilizing: MA-10, MS-10SA & MS - 3 & 4	\$15.00
MWP1010	For use w/ all supports utilizing: MT-1 base, MA-6 & 8SF4	\$13.00
MWP1016	For use w/ all supports utilizing standard or heavy-duty: MA-12, MS-	\$26.00
MWP1018	For use w/ all supports utilizing standard or heavy-duty: MX-6RA	\$26.00
MWP1212	For use w/ all supports utilizing: MS-1 base	\$32.00
MWP1220	For use w/ all supports utilizing heavy-duty: MB815	\$29.00
MWP1222	For use w/ all supports utilizing: MX-18 Series Strut Supports	\$32.00
MWP1224	For use w/ all supports utilizing: MX-20 Series Strut Supports	\$35.00
MWP1414	For use w/ all supports utilizing: MB-1010 base	\$24.00
MWP1820	For use w/ all supports utilizing: MB-1416 base	\$43.00
MWP2020	For use w/ all supports utilizing: MB-1616 base	\$48.00
MWP2424	For use w/ all supports utilizing: MB-2020 base	\$69.00
MWP1030	For use w/ all supports utilizing: MCB-624	\$36.00
E-6000 Adhesive	Silicone mastic for securing support base to MWP series walk pad	\$28.00

Support Bracing for Piping with Non-Penetrating Bases



Model	Description	Price
MSC-375	Support Bracing for 3/8" ATR Supports - Less 12	\$20.00
MSC-375- ATR	Support Bracing for 3/8" ATR Supports - W/ 12 lft	\$118.00
MSC-500	Support Bracing for 1/2" ATR Supports - Less 12	\$23.00
MSC-500-ATR	Support Bracing for 1/2" ATR Supports - W/ 12 lft	\$120.00
MSC-500-ATR LZ II STRUT CROSS	Recommended for all Galv. Supports where H > 40	\$118.00
MSC-500-ATR LZ III STRUT CROSS	Recommended for all Galv. Supports where H > 60	\$128.00



Structurally Attached Anchoring Systems

Model	Description	Unit Price
MX-1.375-SA-4-6	Single Post Curbed Anchoring Base Support w/	\$150.00
MX-1.500-SA-4-6	Single Post Curbed Anchoring Base Support w/	\$189.00
MX-1.750-SA-4-6	Single Post Curbed Anchoring Base Support w/	\$208.00



Please contact factory for additional information on complete Structurally Attached Tie Down Assembly options.



MAPA Products Freight Allowances:

All goods sold F.O.B. shipping point. For shipments in the continental United States and Canada, full freight will be allowed on the following orders:

All Nylon and Aluminum Supports - \$2,500.00 or more list.

All Stainless-Steel Products & Supports - \$5000.00 or more list.

Foreign Shipments - (including **Alaska** and **Hawaii**) will be allowed full freight, according to the conditions listed above, to the embarkation point in the continental United States or Canada only.

ISIMET / MAPA, LLC

Copyright © 2024 MAPA Products, LLC

This document is copyrighted. This document may not in whole or part, be copied, duplicated, reproduced, translated, electronically stored, or reduced to machine readable form without prior written consent from **MAPA Products, LLC**.

Although the material contained herein has been carefully reviewed, **MAPA Products, LLC** does not warrant it to be free of errors or omissions. **MAPA Products, LLC** reserves the right to make corrections, updates, revisions, or changes to the information contained herein.

Printed in the United States of America